





















CANYON ULTIMATE CF – SLX 9.0 SL

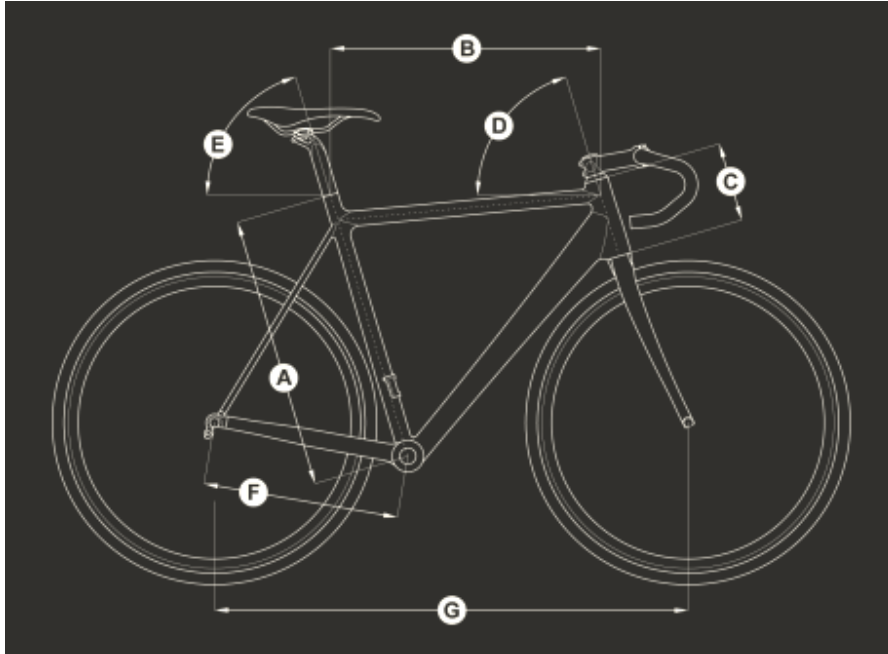




EQUIPMENT

	Frame	Canyon New F10 Technology
	Fork	Canyon One One Four SLX
	Headset	Acros Ai-70 1¼" - 1½"
	Rear Derailleur	Shimano Dura-Ace 7900
	Front Derailleur	Shimano DuraAce 7900
	Shifters	Shimano Dura-Ace 7900
	Brake levers	Shimano Dura-Ace 7900
	Brakes	Shimano Dura-Ace 7900
	Hubs	Mavic R-Sys SL –QRM-SL
	Cassette	Shimano Dura-Ace 7900 11-28
	Rims	Mavic R-Sys SL
	Tyres	Continental Grand Prix 4000 S
	Cranks	Shimano Dura-Ace 7900 Compact
	Chainrings	50/34
	Bottom Bracket	Shimano Dura-Ace 7900
	Stem	Ritchey WCS 4-Axis (31,8)
	Handlebar	Ritchey Superlogic Carbon
	Saddle	Selle Italia SLR XP
	Seat post	Canyon VCLS Post
	Pedals	Look Keo C.

GEOMETRY



Frame size	50cm	52cm	54cm	56cm	58cm	60cm	62cm	64cm
A Seat tube length	490	510	530	550	570	590	610	630
B Top tube length	529	533	542	554	565	575,5	589	607
C Head tube length	125	140	151	160	170	185	200	215
D Head tube angle	72°	72,25°	72,5°	73°	73,5°	73,75°	74°	74,5°
E Seat tube angle	75°	75°	74,5°	74°	73,5°	73°	72,5°	72°
F Chainstay length	405	405	405	405	410	410	410	410
G Wheel base	977	980	982	984	990	993	997	1003
H Reach	386,4	387	387,2	390,9	393,7	393,9	397,1	403,4
I Stack	532,2	547,3	558	568,1	578,3	594,2	609,4	625,6
Stem length	80	100	90	100	110	110	120	120
Crank length	165/170*	170	172,5	172,5	172,5	175	175	175
Handlebar width	380 (400**)	400	400	420	420	420	440	440
Seat post diameter	27,2	27,2	27,2	27,2	27,2	27,2	27,2	27,2

PRICE (as it is) 12,000.00 SR